

REVISION -
07/24/96 TS

REVISION A
REFORMATTED
08/22/96 TS

REVISION B
REFORMATTED
07/15/97 TS

REVISION C
CHANGED A.7.
08/20/99 TS

REVISION D
ADDED RoHS
01/12/06 MP

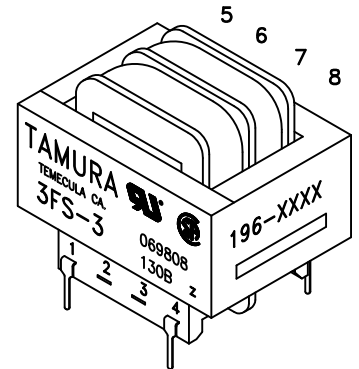
REVISION E
SAFETY UPDATED.
FUSE INFO
ADDED.
6-22-09 MP

A. Electrical Specifications (@ 25 °C)

1. Maximum Power: 2.4 VA
2. Input Voltage and Frequency: 115V 50/60 Hz
3. Secondary Voltage: See Table A
4. Voltage Regulation: 24% TYP @ full load to no load
5. Temperature Rise: 35°C TYP (45°C MAX allowed)
6. Insulation Resistance:
 - 100 MΩ MIN @ 500VDC, Pri to Sec, Pri to Core
 - 100 MΩ MIN @ 500VDC, Sec to Core
7. Hi-Pot: 2500 Vrms 1 minute @ Pri to Sec
1500 Vrms 1 minute @ Pri to Core
1500 Vrms 1 minute @ Sec to Core
500 Vrms 1 minute @ Sec to Sec



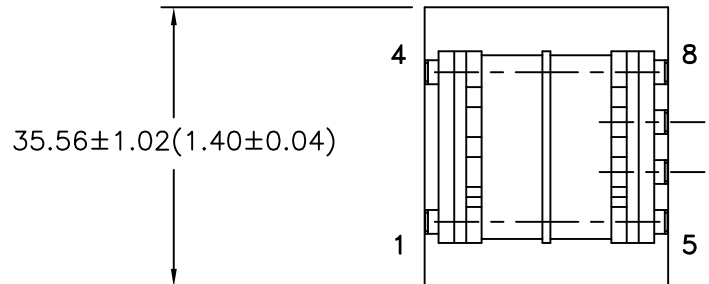
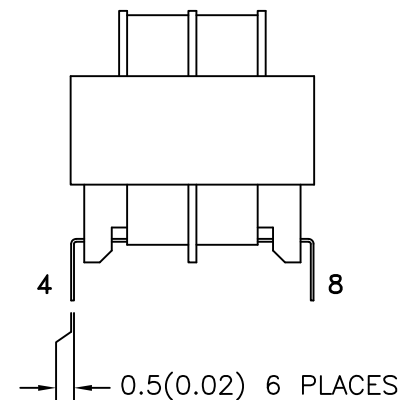
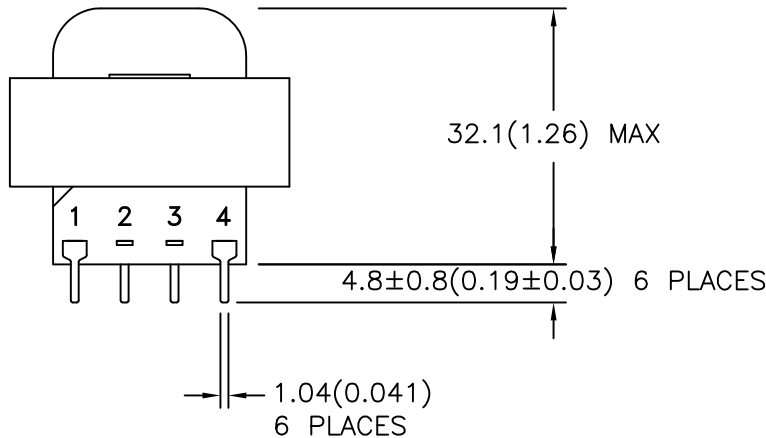
B. Marking: TAMURA, Tamura part number (see sheet 2), MICROTRAN, Microtran part number (see sheet 2), date code, country of origin, safety logos and input and output ratings.



C. Safety:

Insulation Class B (130°C) File No. E92957.
CSA 22.2 No. 66-1988, File No. 069808.
UL 1585, File No. E95844.
Class 2 or 3, Noninherently limited.
UL 506, General Purpose, File No. E91239.

D. Mechanical Specifications:



PREPARED BY:

E. BRINER

ENGINEER:

M. PITCHAI

SAFETY ENGINEER

B.O.

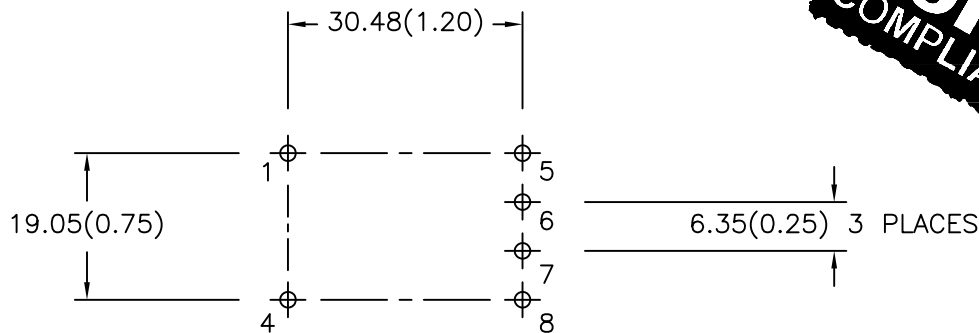
APPROVED:

T. BROOKS

DRAWING CONTROL NO.	REV	MODEL DESCRIPTION	MODEL SPECIFICATION
P-A1-11646	E	SIZE 3 3FS & PSS FAMILY POWER TRANSFORMER	3FS-3XX & PSS3-XX
CONTENTS OF THIS DRAWING ARE SUBJECT TO CHANGE WITHOUT PRIOR NOTICE		TAMURA CORPORATION OF AMERICA 1040 SOUTH ANDREASEN DRIVE, #100 ESCONDIDO, CA. 92029 (951) 699-1270 FAX 7607400536	DIM: mm[In] SCL: NONE SH: 1 OF 2

PROPRIETARY NOTICE: THIS DRAWING PRINT OR DOCUMENT AND SUBJECT MATTER DISCLOSED HEREIN ARE PROPRIETARY ITEMS TO WHICH TAMURA RETAINS THE EXCLUSIVE RIGHT OF DISSEMINATION, REPRODUCTION, MANUFACTURE AND SALE. THIS DRAWING, PRINT OR DOCUMENT IS SUBMITTED IN CONFIDENCE FOR CONSIDERATION BY THE RECIPIENT ALONE UNLESS PERMISSION FOR FURTHER DISCLOSURE IS EXPRESSLY GRANTED IN WRITING.

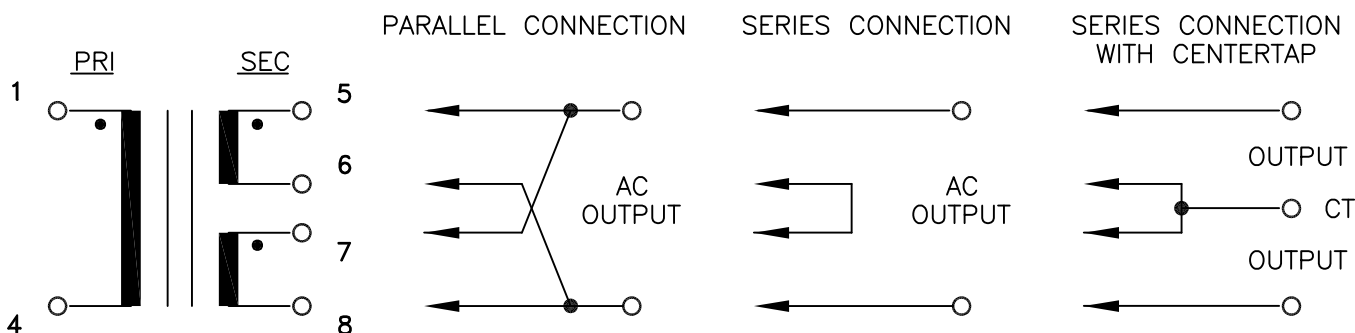
E. Mounting Footprint:



MODEL NUMBER

3FS-3XX & PSS3-XX

F. Schematic Diagram:



*not UL – recognized for series connect.

G. Table A: (NOTE: All parts are dual marked with both part numbers)

UL APPROVED FUSE

TAMURA P/N	MICROTRAN PART NO.	PARALLEL		SERIES		SERIES WITH CT		SECONDARY FUSE REQUIRED EACH WINDING
		AC VOLTS	RMS AMPS	AC VOLTS	RMS AMPS	AC VOLTS	RMS AMPS	
3FS-310	PSS3-10	5.0	0.50	10.0	0.25	5.0-CT-5.0	0.25	0.3A
3FS-312	PSS3-12	6.3	0.40	12.6	0.20	6.3-CT-6.3	0.20	0.25A
3FS-316	PSS3-16	8.0	0.30	16.0	0.15	8.0-CT-8.0	0.15	0.2A
3FS-320	PSS3-20	10.0	0.24	20.0	0.12	10.0-CT-10.0	0.12	0.15A
3FS-324	PSS3-24	12.0	0.20	24.0	0.10	12.0-CT-12.0	0.10	0.125A
3FS-328	PSS3-28	14.0	0.17	28.0	0.085	14.0-CT-14.0	0.085	0.1A
3FS-336	PSS3-36	18.0	0.13	36.0	0.065	18.0-CT-18.0	0.065	0.1A
3FS-348	PSS3-48	24.0	0.10	48.0	0.05	24.0-CT-24.0	0.05	1/16A
3FS-356	PSS3-56	28.0	0.09	56.0	0.045	28.0-CT-28.0	0.045	1/16A
3FS-3120	PSS3-120	60.0	0.40	120.0*	0.02	60.0-CT-60.0	0.02	N/A

PREPARED BY:

E. BRINER
ENGINEER:
M.PITCHAI
SAFETY ENGINEER

B.O.
APPROVED:

T. BROOKS

DRAWING CONTROL NO.
P-A1-11646

REV
E

MODEL DESCRIPTION
SIZE 3 3FS & PSS FAMILY
POWER TRANSFORMER
TAMURA CORPORATION OF AMERICA
1040 SOUTH ANDREASEN DRIVE, #100 ESCONDIDO, CA. 92029
(951) 699-1270 FAX 7607400536

MODEL SPECIFICATION
3FS-3XX & PSS3-XX
DIM: mm[In] SCL: NONE SH: 2 OF 2

PROPRIETARY NOTICE: THIS DRAWING PRINT OR DOCUMENT AND SUBJECT MATTER DISCLOSED HEREIN ARE PROPRIETARY ITEMS TO WHICH TAMURA RETAINS THE EXCLUSIVE RIGHT OF DISSEMINATION, REPRODUCTION, MANUFACTURE AND SALE. THIS DRAWING, PRINT OR DOCUMENT IS SUBMITTED IN CONFIDENCE FOR CONSIDERATION BY THE RECIPIENT ALONE UNLESS PERMISSION FOR FURTHER DISCLOSURE IS EXPRESSLY GRANTED IN WRITING.